

Ultra Pur Reverse Osmosis





Water Purification System Filter Instructions

ATTENTION customers with:

EverHot®: Turn knob to OFF position and/or unplug system prior to filter change.

EverCold®: Turn off FEED prior to filter change.

- Step 1: Lift the drinking water spigot lever to ON position.
- Step 2: Immediately turn off tank.
(Valve located on top of tank)
- Step 3: Turn off FEED and COLD water supply.
(If your system has an inlet valve, turn to OFF position)
- Step 4: Quarter turn (counter-clockwise) the Post filter to the left and gently pull down to remove.
- Step 5: Quarter turn (clockwise) the new PRE filter into the POST port until lightly seated.
(Please do not over tighten as it could damage the system)
- Step 6: Turn water feeds including the tank ON and let water run from spigot for 3 seconds, then turn OFF ALL feeds
- Step 7: Repeat Step 6 until water from spigot runs clear.
- Step 8: Quarter turn (counter-clockwise) the filter (that has just been flushed) from the POST port and screw into PRE port.







Ultra Pur Reverse Osmosis



Water Purification System Filter Instructions

- Step 9: Repeat steps 5-7 with the other new filter.
- Step 10: Once water is clear with both new filters installed, turn off tank.
- Step 11: Turn FEED and COLD water supply ON and wait for drizzle to come from spigot
- Step 12: Once drizzle comes from spigot, turn on the tank and let water flow until it returns to a drizzle. Then turn the spigot off
- Step 13: If you have a **1 gallon tank**, wait 20-30 minutes for the tank to fill. **2 gallon tank**, wait 45 minutes for tank to fill.
- Step 14: Turn spigot ON and allow tank to empty, bringing the water flow to a drizzle again.
- Step 15: Turn spigot OFF and repeat step 13, waiting for the tank to fill completely.



Filtered water from your spigot is now ready to be enjoyed!

Following a filter change, the water from your spigot may appear slightly cloudy due to air remaining in the system. This water is completely safe to drink and will return to normal clarity within a few days. For any questions, please call DuPure Customer Service at **(877) 534-5837**.